











































Die Components
Normalien
Componenti



OMCR[®]
STANDARD DIE COMPONENTS



WDX3-60-0165  Stripper for blanking dies Abstreifer für platinenschnitte Estrattore Per Stampi 276	WDX3-70-0101÷103  Stock Keeper Plate Platte Piastra 276	WDX3-70-0201  Shoulder screw Stift Perno 277	WDX3-70-2001-A  Coil guide roller Bandführung Guidanastro 278	WDX3-70-2002-A  Coil guide roller Bandführung Guidanastro 278
WDX3-70-2101-A  Coil guide roller Bandführung Guidanastro 278	WDX3-80-2401÷2402  Visual locator setting punch Endkontrollstempel Punzone di visualizzazione 279	WDX4-70-0301÷0401  Locating cone Kegeldistanz Cono di centraggio 279	WDX4-70-0501÷0502  Distance Plate Abstimmzscheibe Distanziale 280	WDX4-70-0801  Locating Cone Zentrierbolzen Centraggio 280
WDX7-60-1101÷1102  Positive return wear plate Platte Piastra di reazione 281	WDX7-60-1701÷1704  Coupling plate Befestigungsplatte Staffa di reazione 281	WDX7-60-1802÷1807  Coupling nut Kupplungsmutter Aggancio Staffa 282	WDX7-65-01075200÷01150450  Wear plate steel Deckleiste stahl Piastra Guida in acciaio 283	WDX7-65-03165150÷03165300  "V" driver Prismenführung Guida a "V" 284
WDX7-65-05111÷05243-A  "V" driver with positive return Prismenführung mit Zwangsrückholer Guida a "V" con gancio di ritorno 285	WDX7-65-09100125÷09160170  Cam dwell wear plate Überlaufkeile Cuneo 286	WDX7-65-09100125÷09160170  Cam dwell wear plate Überlaufkeile Cuneo 287	WDX7-65-0445  Positive return Zwangsrückholer Gancio 288	WDX7-65-11175100÷11175200  Cam slide cover plate Deckleiste für Schieber Supporto per camme 288

WDX7-70-1001-A  Upper cam safety screw Sicherheitschraube für Oberschieber Tirante di sicurezza 289	WDX7-70-1536  Slide stop block Schieberanschlag Arresto slitta 289	WDX7-70 16080÷16130  Stop block Anschlag Blochetto di arresto 290	WDX7-70 18050÷18100  Cam buffer Anschlag Arresto 290	WDX7-70 19090÷19140  Buffer support Dämpferhalterung Supporto ammortizzatore 291
WDX13-60 08025÷08125-A  Guide bush NAAMS Führungsbuchse NAAMS Boccia autolubrificante NAAMS 291	WDX13-60 08025÷08125  Guide bush NAAMS Führungsbuchse NAAMS Boccia autolubrificante NAAMS 292	WDX13-60-1001  Toe clamp Haltestück Ritegno 292	WDX13-65 01050100X-01160315X  Wear plate VDI 3357 Gleitplatte VDI 3357 Piastra guida VDI 3357 293	WDX13-65 01050100Y-01160315Y  Wear plate VDI 3357 Gleitplatte VDI 3357 Piastra guida VDI 3357 294
WDX13-65 04040÷04152-1  Stop block Abstandsblock Distanziale 295	WDX13-65 10080315÷10080400-A  Guide post Führungssäule Colonna guida 296	WDX13-65 10080315÷10080400  Guide post Führungssäule Colonna guida 296	WDX13-65 11080315÷11080400  Guide post Führungssäule Colonna guida 297	WDX13-65 12125400÷12125500-A  Guide post Führungssäule Colonna guida 297
WDX13-65 12125400÷12125500  Guide post Führungssäule Colonna guida 298	WDX13-65 13125400÷13125500  Guide post Führungssäule Colonna guida 298	WDX13-65 20025140÷20100500-A  Guide post NAAMS Führungssäule NAAMS Colonna guida NAAMS 299	WDX13-65 20025140÷20100500  Guide post Führungssäule Colonna guida 300	WDX13-65 22025140÷22100500  Guide post NAAMS Führungssäule NAAMS Colonna guida NAAMS 301

WDX14-60 0125÷0163	WDX14-60 025501-A	WDX14-60 025502-A	WDX14-60 0325÷0363-A	WDX14-60-0406
Pad retainer plate Platte Piastra	Pad retainer pin Steckbolzen Perno di arresto	Pad retainer pin Steckbolzen Perno di arresto	Pad retainer pin Steckbolzen Perno di arresto	Securing disc Scheibe Rondella di sicurezza
302	302	303	304	304
WDX14-60 0425÷0463-A	WDX14-60 0516÷0530	WDX14-60 0612÷0620	WDX14-60 0901÷0904	WDX14-60 1001÷1004
Pad retainer pin Steckbolzen Perno di arresto	Retainer bolt Zugbolzensatz Gruppo tirante	Retainer bolt Zugbolzensatz Gruppo tirante	Buffer Stoßdämpfer Ammortizzatore	Washer retainer Scheibe Rondella
305	306	307	308	308
WDX14-60 1006÷1009	WDX14-60 1310÷1320	WDX14-60 1425÷1463-A	WDX14-60 1525÷1563-A	WDX14-60 1701÷1703
Threaded Block Dübel Tassello	Washer retainer Scheibe Rondella	Pad retainer pin Steckbolzen Perno di arresto	Pad retainer pin Steckbolzen Perno di arresto	Shock absorber Halteelement Ammortizzatore
308	308	309	310	310
WDX14-62-0175	WDX14-65 1110÷1116	WDX14-65 0150180÷015250	WDX14-65 0263200÷0263465	WDX14-65 0380250÷0380400
Locating cone Kegeldistanz Cono di centraggio	Retainer bolt Zugbolzensatz Gruppo tirante	Retainer bolt Zugbolzensatz Gruppo tirante	Retainer bolt Zugbolzensatz Gruppo tirante	Retainer bolt Zugbolzensatz Gruppo tirante
311	311	313	313	314

WDX14-65 04050180÷04080400	WDX14-70 194032÷1980125	WDX15-70 0101	WDX15-70-0201	WDX15-70-0301
Guide post Führungssäule Colonna guida	Elastomer spring Elastomerfeder Molla in elastomero	Bush Buchse Boccola	Washer Scheibe Rondella	Shim Spannschlitz Spessore
315	316	316	317	317
WDX15-70-0401	WDX16-60 01065÷01250	WDX16-70 0301R÷0301L	WDX16-70 0701R÷0701L	WDX16-70 0901R÷0901L
Locating Pin Zentrierbolzen Centraggio	Gage Hardened Einweiser Gehärtet Riferimento indurito	Support for sensor Lagekontrolle für platinen Supporto sensore	Support for sensor Lagekontrolle für platinen Supporto sensore	Support for sensor Lagekontrolle für platinen Supporto sensore
317	318	319	319	320
WDX17-70-0501	WDX17-60 0236175÷0245360	WDX17-60 0345175÷0345360	WDX17-70 0736175÷0745360	WDX17-70 0845175÷0845360
Clamp Haltestück Staffa	Air Pin Druckbolzen Candela	Air Pin Druckbolzen Candela	Air Pin Druckbolzen Candela	Air Pin Druckbolzen Candela
320	321	321	322	322
WDX19-70 0701÷0703	WDX20-65 0310÷0325	WDX20-65-0601	WDX20-66 0110-A÷0119-A	WDX20-66 02110÷02119
Bracket Bügel Staffa	Trademark stamp Buchstabenstempel Punzone marchio	Visual locator punch Endkontrollstempel Punzone di visualizzazione	Retainer for stamps Halteplatte Portatimbri	Retainer for stamps Halteplatte Portatimbri
323	323	323	324	324

WDX20-66 02210÷02219	WDX20-66 03120÷03220-A	WDX20-66 03115÷03112	WDX20-66 03205÷03208	WDX20-66 04120-A÷04121-A
Backing plate Druckplatte Distanziale	Retainer for stamps Halteplatte Portatimbri	Retainer for stamps Halteplatte Portatimbri	Backing plate Druckplatte Distanziale	Retainer for stamps Halteplatte Portatimbri
324	325	325	325	326
WDX20-66 04115÷04119	WDX20-66 04205÷04277	WDX20-66 0601÷0610	WDX20-70 0101	WDX20-70 0330÷0372
Retainer for stamps Halteplatte Portatimbri	Backing plate Druckplatte Distanziale	Stamps Buchstabenstempel Punzone marchio	Visual locator punch Endkontrollstempel Punzone di visualizzazione	Retainer for stamps Halteplatte Portatimbri
326	326	327	327	328
WDX20-70 0430÷0472	WDX22-70 0135÷0180	WDX22-70-0501	WDX30-60 0125125÷0130180	WDX30-60 02080÷02125
Backing plate Druckplatte Distanziale	Lifting pin Tragbolzen mit fallringsicherung Perno di sollevamento	Lifting bracket Tragzapfen Staffa di sollevamento	Standard key Passfeder Chiavetta	Standard key Passfeder Chiavetta
328	329	330	330	331
WDX35-70 1401÷1502	WDX35-70 1611÷1662			
Air coupling bracket Luftanschlussblock Supporto innesti rapidi	Color mark air connection Farbige Scheibe Coperchio colorato			
331	331			



STRIPPER FOR BLANKING DIES - ABSTREIFER FUR PLATINENSCHNITTE - ESTRATTORE PER STAMPI



Notes

Material: Urelast 90 SH

STOCK




FORD CODE

WDX3-60-0165


FORD CODE

WDX3-60-0165


STOCK KEEPER PLATE - PLATTE - PIASTRA



WDX3-70-0101



WDX3-70-0102



WDX3-70-0103

Notes

Material: Si37

STOCK

*Stanzwerkzeuge
Stampi di tranciatura

**Folgeverbundwerkzeuge
Stampi progressivi



FORD CODE

WDX3-70-0102

FORD CODE

Using

WDX3-70-0101

Blank dies*

WDX3-70-0102

Progressive dies**

WDX3-70-0103

Progressive dies**

SHOULDER SCREW - STIFT - PERNO



Notes

Material: CK45

STOCK



FORD CODE

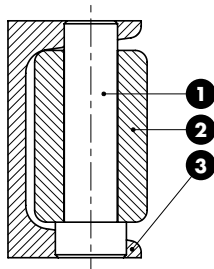
WDX3-70-0201

FORD CODE

WDX3-70-0201

Standard Ford

COIL GUIDE ROLLER - BANDFÜHRUNG - GUIDANASTRO



Notes

2 Material: Steel - HRC: 58±60

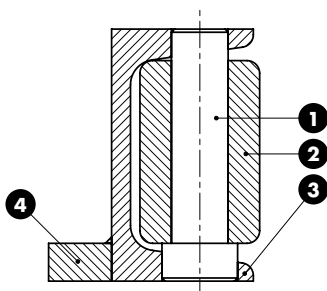
1 3 Material: Steel



	FORD CODE
	WDX3-70-2001-A

FORD CODE	
WDX3-70-2001-A	

COIL GUIDE ROLLER - BANDFÜHRUNG - GUIDANASTRO



Notes

2 Material: Steel - HRC: 58±60

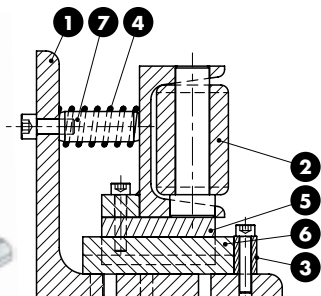
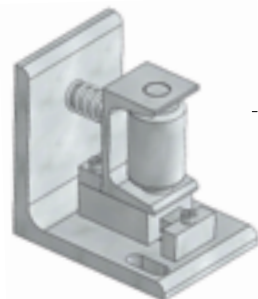
1 3 4 Material: Steel



	FORD CODE
	WDX3-70-2002-A

FORD CODE	
WDX3-70-2002-A	

COIL GUIDE ROLLER - BANDFÜHRUNG - GUIDANASTRO MOBILE



Notes

2 WDX3-70-2202-A

1 3 4 Material: Steel

5 6 7



	FORD CODE
	WDX3-70-2101-A


FORD CODE	
WDX3-70-2101-A	

VISUAL LOCATOR SETTING PUNCH - ENDKONTROLLSTEMPEL - PUNZONE DI VISUALIZZAZIONE

Notes

Material: X155CrVMo
HRC: 58÷60

STOCK



	FORD CODE	
	WDX3-80-2402	
FORD CODE	D1	
WDX3-80-2401	30	
WDX3-80-2402	25	

Standard Ford

LOCATING CONE - KEGELDISTANZ - CONO DI CENTRAGGIO

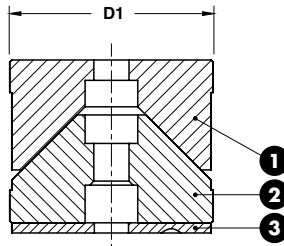
Notes

1 2 Material: 16MnCr5
HRC: 58÷60

3 Material: St37


Only for replacement
 Nur für Reparatur
 Solo per riparazione

STOCK



	FORD CODE	
	WDX4-70-0401-A	
FORD CODE	D1	
WDX4-70-0301-A	100	
WDX4-70-0401-A	75	

DISTANCE PLATE - ABSTIMMSCHEIBE - DISTANZIALE



Notes

Material: Si37
 Only for replacement
 Nur für Reparatur
 Solo per riparazione

STOCK



FORD CODE
WDX4-70-0502

FORD CODE	A	For cone assembly
WDX4-70-0501	73	WDX4-70-0401-A
WDX4-70-0502	98	WDX4-70-0301-A

LOCATING CONE - ZENTRIERBOLZEN - CENTRAGGIO



Notes

Material: CK45
 Only for replacement
 Nur für Reparatur
 Solo per riparazione

STOCK



FORD CODE
WDX4-70-0801

FORD CODE
WDX4-70-0801

POSITIVE RETURN WEAR PLATE - PLATTE - PIASTRA DI REAZIONE

Notes

Material: CK45 - **HRC:** 58±60

STOCK



WDX7-60-1101



WDX7-60-1102

	FORD CODE
	WDX7-60-1102
FORD CODE	
WDX7-60-1101	
WDX7-60-1102	

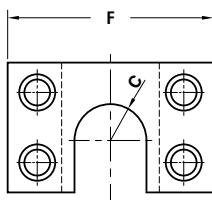
Standard Ford

COUPLING PLATE - BEFESTIGUNGSPLATTE - STAFFA DI REAZIONE

Notes

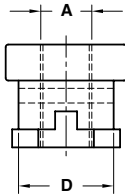

Material: CK45

STOCK



	FORD CODE	
	WDX7-60-1702	
FORD CODE	F	C
WDX7-60-1701	80	14
WDX7-60-1702	100	20
WDX7-60-1703	120	25
WDX7-60-1704	150	33

COUPLING NUT - KUPPLUNGSMUTTER - AGGANCIAMENTO STAFFA



Notes

- 1 **Material:** CK45
- 2 Spring-type straight pin
DIN EN ISO 8752

STOCK

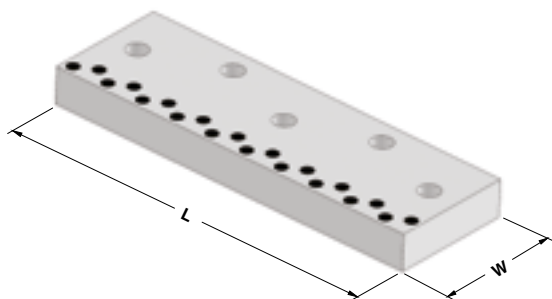


FORD CODE

WDX7-60-1803

FORD CODE	A	D
WDX7-60-1802	M12x1.25	25
WDX7-60-1803	M16x1.5	37
WDX7-60-1804	M20x1.5	37
WDX7-60-1808	M27x2	37
WDX7-60-1806	M36x2	47
WDX7-60-1807	M42x2	59

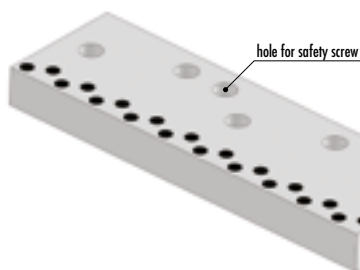
WEAR PLATE STEEL SELF-LUBRICATING DECKLEISTE STAHL MIT FESTSCHMIERSTOFF PIASTRA GUIDA IN ACCIAIO AUTOLUBRIFICANTE




Notes
Material: CK45 + Graphite
HRC: 58÷60



Standard Ford



OPTION S



OPTION N

OPTION

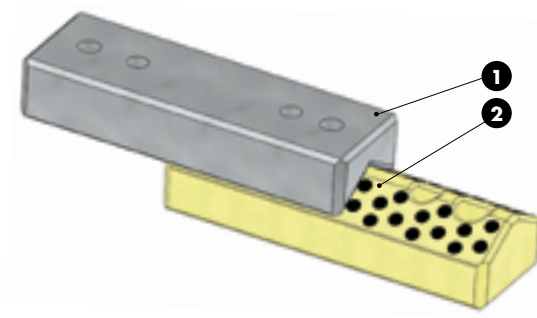
S: With holes and hole for safety screw / mit Löchern und Bohrung für Sicherheitsschrauben / Con fori e foro per vite di sicurezza

N: Without holes / Ohne Löcher / Senza fori

	FORD CODE	OPTION
	WDX7-65-01075253	S

FORD CODE	W	L	Holes	FORD CODE	W	L	Holes
WDX7-65-01075200	75	200	3	WDX7-65-01125200	125	200	3
WDX7-65-01075253	75	250	3	WDX7-65-01125253	125	250	3
WDX7-65-01075315	75	315	5	WDX7-65-01125315	125	315	5
WDX7-65-01075350	75	350	5	WDX7-65-01125350	125	350	5
WDX7-65-01075400	75	400	5	WDX7-65-01125400	125	400	5
WDX7-65-01075450	75	450	5	WDX7-65-01125450	125	450	5
WDX7-65-01100200	100	200	3	WDX7-65-01150200	150	200	3
WDX7-65-01100253	100	250	3	WDX7-65-01150253	150	250	3
WDX7-65-01100315	100	315	5	WDX7-65-01150315	150	315	5
WDX7-65-01100350	100	350	5	WDX7-65-01150350	150	350	5
WDX7-65-01100400	100	400	5	WDX7-65-01150400	150	400	5
WDX7-65-01100450	100	450	5	WDX7-65-01150450	150	450	5

"V" DRIVER - PRISMENFÜHRUNG - GUIDA A "V"

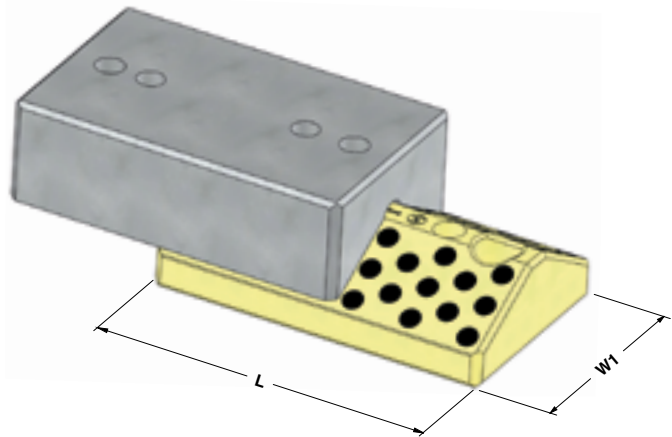


Notes

1 Material: CK45
HRC: 58÷60

2 Material: Bronze + Graphite
HB > 190

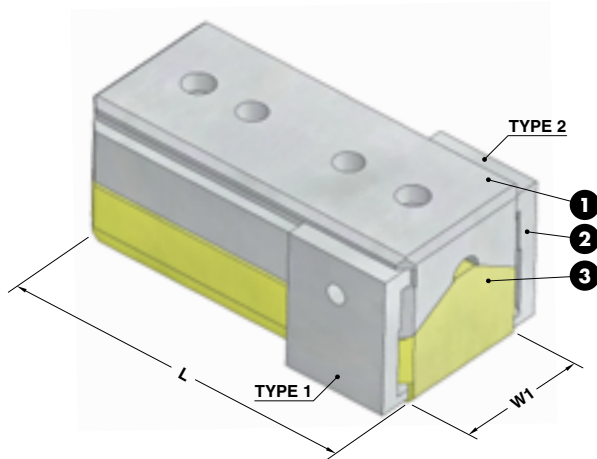
STOCK  



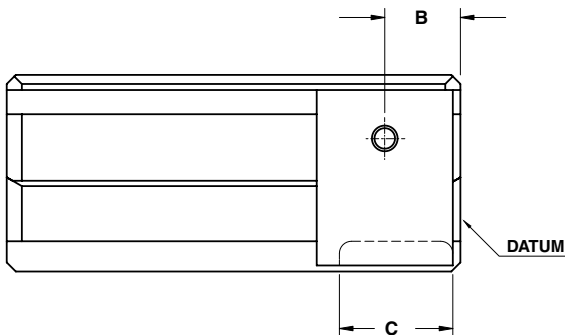
FORD CODE
WDX7-65-03065200

FORD CODE	W1	H1	L
WDX7-65-03065150	65	65	150
WDX7-65-03065200	65	65	200
WDX7-65-03065250	65	65	250
WDX7-65-03065300	65	65	300
WDX7-65-03125150	125	85	150
WDX7-65-03125200	125	85	200
WDX7-65-03125250	125	85	250
WDX7-65-03125300	125	85	300

"V" DRIVER WITH POSITIVE RETURN PRISMENFÜHRUNG MIT ZWANGSRÜCKHOLER GUIDA A "V" CON GANCIO DI RITORNO




Notes	
1	Material: CK45 - HRC: 58÷60
2	Material: 42CrMo4
3	Material: Bronze + Graphite HB > 190



ORDER EXAMPLE	FORD CODE	B=26	C=24
	WDX7-65-05112-A	B26	C24

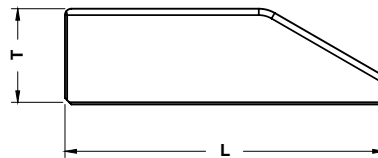
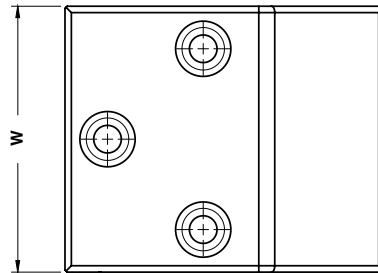
FORD CODE	W1	L	Clamp	FORD CODE	W1	L	Clamp
WDX7-65-05111-A	65	150	RIGHT	WDX7-65-05211-A	125	150	RIGHT
WDX7-65-05112-A	65	150	LEFT	WDX7-65-05212-A	125	150	LEFT
WDX7-65-05113-A	65	150	BOTH	WDX7-65-05213-A	125	150	BOTH
WDX7-65-05121-A	65	200	RIGHT	WDX7-65-05221-A	125	200	RIGHT
WDX7-65-05122-A	65	200	LEFT	WDX7-65-05222-A	125	200	LEFT
WDX7-65-05123-A	65	200	BOTH	WDX7-65-05223-A	125	200	BOTH
WDX7-65-05131-A	65	250	RIGHT	WDX7-65-05231-A	125	250	RIGHT
WDX7-65-05132-A	65	250	LEFT	WDX7-65-05232-A	125	250	LEFT
WDX7-65-05133-A	65	250	BOTH	WDX7-65-05233-A	125	250	BOTH
WDX7-65-05141-A	65	300	RIGHT	WDX7-65-05241-A	125	300	RIGHT
WDX7-65-05142-A	65	300	LEFT	WDX7-65-05242-A	125	300	LEFT
WDX7-65-05143-A	65	300	BOTH	WDX7-65-05243-A	125	300	BOTH

CAM DWELL WEAR PLATE STEEL
UBERLAUFKEILE STAHL
CUNEO IN ACCIAIO



Notes
Material: 20MnCr5
HRC: 56÷60

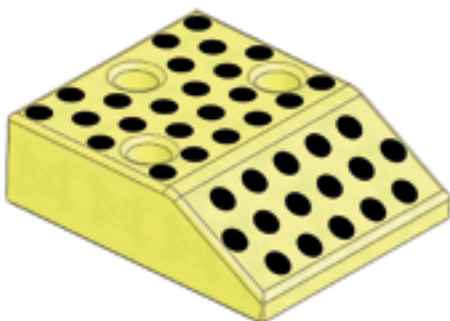
STOCK



	FORD CODE
	WDX7-65-09100150X

FORD CODE	T	W	L
WDX7-65-09100125X	30	100	125
WDX7-65-09100150X	45	100	150
WDX7-65-09100170X	60	100	170
WDX7-65-09125125X	30	125	125
WDX7-65-09125150X	45	125	150
WDX7-65-09125170X	60	125	170
WDX7-65-09160125X	30	160	125
WDX7-65-09160150X	45	160	150
WDX7-65-09160170X	60	160	170

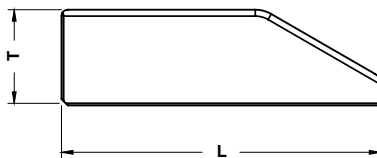
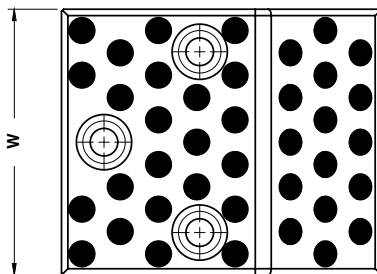
CAM DWELL WEAR PLATE SELF-LUBRICATING UBERLAUFKEILE BRONZE MIT FESTSCHMIERSTOFF CUNEO AUTOLUBRIFICANTE



Notes
Material: Bronze + Graphite
HB > 190

STOCK

Standard Ford



	FORD CODE
	WDX7-65-09100150Y

FORD CODE	T	W	L
WDX7-65-09100125Y	30	100	125
WDX7-65-09100150Y	45	100	150
WDX7-65-09100170Y	60	100	170
WDX7-65-09125125Y	30	125	125
WDX7-65-09125150Y	45	125	150
WDX7-65-09125170Y	60	125	170
WDX7-65-09160125Y	30	160	125
WDX7-65-09160150Y	45	160	150
WDX7-65-09160170Y	60	160	170

POSITIVE RETURN - ZWANGRÜCKHOLER - GANCIO

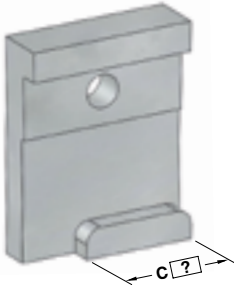
Notes

Material: CK45 - HRC: 28÷30



TYPE 1

TYPE 2



FORD CODE	TYPE	C=24
WDX7-65-0445	1	C24


FORD CODE

WDX7-65-0445

CAM SLIDE COVER PLATE - DECKLEISTE FÜR SCHIEBER - SUPPORTO PER CAMME

Notes


Material: S137



FORD CODE
WDX7-65-11175125

FORD CODE	L
WDX7-65-11175100	100
WDX7-65-11175125	125
WDX7-65-11175160	160
WDX7-65-11175200	200

UPPER CAM SAFETY SCREW SICHERHEITSSCHRAUBE FÜR OBERSCHIEBER TIRANTE DI SICUREZZA



Max load= 1000 kg

Notes

- 1 Thread rod cl 8.8
- 2 DIN EN ISO 1234 - 4x32
- 3 DIN 935 cl. 8.8

STOCK



FORD CODE

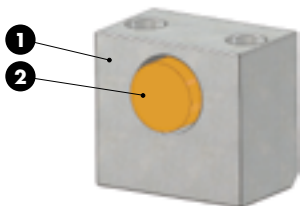
WDX7-70-1001-A

FORD CODE

WDX7-70-1001-A

Standard Ford

SLIDE STOP BLOCK - SCHIEBERANSCHLAG - ARRESTO SLITTA



Notes

- 1 Material: CK45
- 2 Material: Urethan 90 SH

STOCK



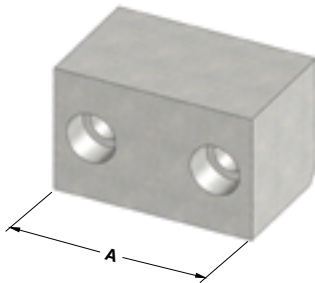
FORD CODE

WDX7-70-1536

FORD CODE

WDX7-70-1536

STOP BLOCK - ANSCHLAG - BLOCCHETTO DI ARRESTO



Notes

Material: CK45

STOCK

*Eigesetz mit nockendämpfer
Usato con cam buffer



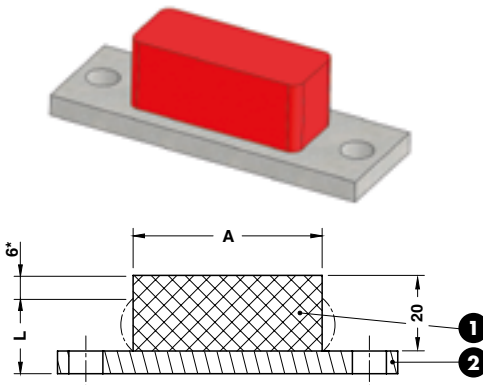
FORD CODE

WDX7-70-16130

FORD CODE	A	Used with cam buffer*
WDX7-70-16080	80	WDX7-60-1501
WDX7-70-16130	130	WDX7-60-1502

WDX7-70

CAM BUFFER - ANSCHLAG - ARRESTO



Notes

1 Material: Polyurethane 90 SH

2 Material: St37

STOCK



*Max. deflection
Max. zul. Federweg
Deflessione massima

**Gegenkraft bei 6mm max. zul. Federweg
Max. reaction force with 6 mm deflection
Forza di reazione massima per deflessione di 6mm

***Maximal absorbierte Energie bei 6 mm max. zul. Federweg
Massima energia assorbita con deflessione di 6 mm

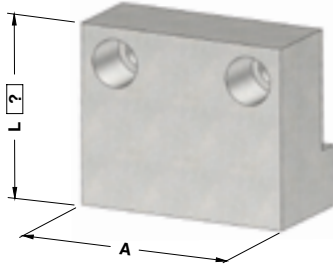


FORD CODE

WDX7-70-18100

FORD CODE	A	Force for length "L" (kN)**	Max energy absorbtion with 6 mm deflection (J)***
WDX7-70-18050	50	10	30
WDX7-70-18100	100	20	60

BUFFER SUPPORT - DÄMPFERHALTERUNG - SUPPORTO AMMORTIZZATORE



Notes

Material: CK45



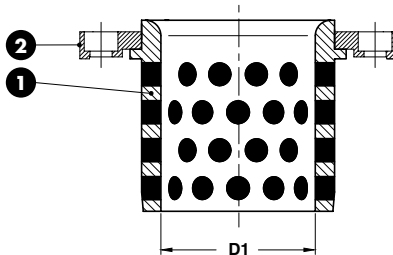
*Eigesezt mit nockendämpfer
Usato con cam buffer

	FORD CODE	L=100
	WDX7-70-19140	L100

FORD CODE	A	Used with cam buffer*
WDX7-70-19090	90	WDX7-70-18050
WDX7-70-19140	140	WDX7-70-18100

WDX13-60

GUIDE BUSH NAAMS - FÜHRUNGSBUCHSE NAAMS - BOCCOLA AUTOLUBRIFICANTE NAAMS



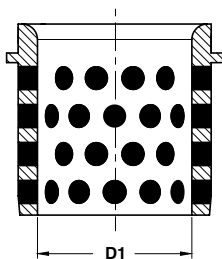
Notes

- Material:** Bronze + Graphite
HB > 190
- Material:** CK45 - WDX13-60-1001



	FORD CODE
	WDX13-60-08032-A

FORD CODE	D1	Toe clamp qty.
WDX13-60-08025-A	25	1
WDX13-60-08032-A	32	1
WDX13-60-08040-A	40	1
WDX13-60-08050-A	50	1
WDX13-60-08063-A	63	2
WDX13-60-08080-A	80	2
WDX13-60-08100-A	100	2
WDX13-60-08125-A	125	2



Notes

Material: Bronze + Graphite
HB > 190

STOCK



FORD CODE
WDX13-60-08032

FORD CODE	D1
WDX13-60-08025	25
WDX13-60-08032	32
WDX13-60-08040	40
WDX13-60-08050	50
WDX13-60-08063	63
WDX13-60-08080	80
WDX13-60-08100	100
WDX13-60-08125	125



Notes

Material: CK45

STOCK



FORD CODE
WDX13-60-1001

FORD CODE
WDX13-60-1001

WEAR PLATE STEEL - GLEITPLATTE STAHL - PIASTRA GUIDA IN ACCIAIO

Notes

Material: 16MnCr5
HRC: 58÷60

STOCK



FORM A



FORM B



FORM C

Standard Ford

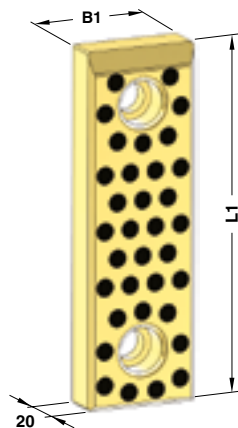
	FORD CODE
	WDX13-65-01050125X

FORD CODE	B1	L1	FORM	FORD CODE	B1	L1	FORM
WDX13-65-01050100X	50	100	A	WDX13-65-01100250X	100	250	A
WDX13-65-01050125X	50	125	A	WDX13-65-01100315X	100	315	A
WDX13-65-01050160X	50	160	A	WDX13-65-01125100X	125	100	C
WDX13-65-01050200X	50	200	A	WDX13-65-01125125X	125	125	C
WDX13-65-01080100X	80	100	A	WDX13-65-01125160X	125	160	C
WDX13-65-01080125X	80	125	A	WDX13-65-01125200X	125	200	C
WDX13-65-01080160X	80	160	A	WDX13-65-01125250X	125	250	C
WDX13-65-01080200X	80	200	A	WDX13-65-01125315X	125	315	C
WDX13-65-01080250X	80	250	A	WDX13-65-01160100X	160	100	C
WDX13-65-01080315X	80	315	A	WDX13-65-01160125X	160	125	C
WDX13-65-01100050X	100	50	B	WDX13-65-01160160X	160	160	C
WDX13-65-01100100X	100	100	A	WDX13-65-01160200X	160	200	C
WDX13-65-01100125X	100	125	A	WDX13-65-01160250X	160	250	C
WDX13-65-01100160X	100	160	A	WDX13-65-01160315X	160	315	C
WDX13-65-01100200X	100	200	A				


WEAR PLATE SELF-LUBRICATING GLEITPLATTE BRONZE MIT FESTSCHMIERSTOFF PIASTRA GUIDA AUTOLUBRIFICANTE

Notes


Material: Bronze + Graphite
HB > 190



FORM A



FORM B



FORM C

	FORD CODE
	WDX13-65-01050125Y

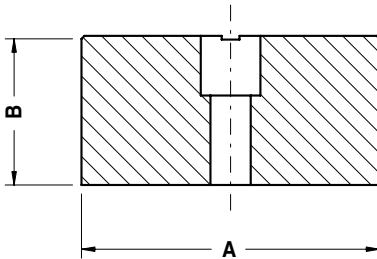
FORD CODE	B1	L1	FORM	FORD CODE	B1	L1	FORM
WDX13-65-01050100Y	50	100	A	WDX13-65-01100250Y	100	250	A
WDX13-65-01050125Y	50	125	A	WDX13-65-01100315Y	100	315	A
WDX13-65-01050160Y	50	160	A	WDX13-65-01125100Y	125	100	C
WDX13-65-01050200Y	50	200	A	WDX13-65-01125125Y	125	125	C
WDX13-65-01080100Y	80	100	A	WDX13-65-01125160Y	125	160	C
WDX13-65-01080125Y	80	125	A	WDX13-65-01125200Y	125	200	C
WDX13-65-01080160Y	80	160	A	WDX13-65-01125250Y	125	250	C
WDX13-65-01080200Y	80	200	A	WDX13-65-01125315Y	125	315	C
WDX13-65-01080250Y	80	250	A	WDX13-65-01160100Y	160	100	C
WDX13-65-01080315Y	80	315	A	WDX13-65-01160125Y	160	125	C
WDX13-65-01100050Y	100	50	B	WDX13-65-01160160Y	160	160	C
WDX13-65-01100100Y	100	100	A	WDX13-65-01160200Y	160	200	C
WDX13-65-01100125Y	100	125	A	WDX13-65-01160250Y	160	250	C
WDX13-65-01100160Y	100	160	A	WDX13-65-01160315Y	160	315	C
WDX13-65-01100200Y	100	200	A				

**STOP BLOCK
ABSTANDBLOCK
DISTANZIALE**


Notes

Material: CK45

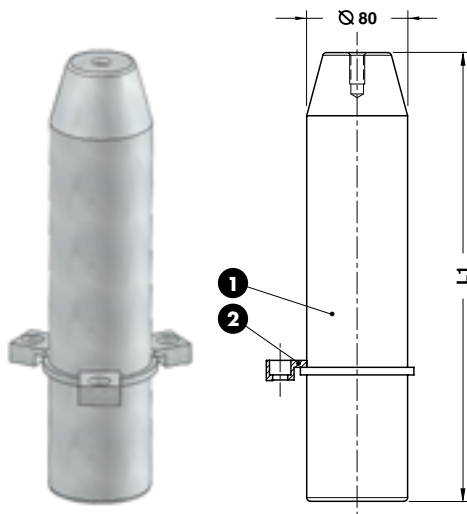
STOCK



Standard Ford

	FORD CODE	
	WDX13-65-04060 1	
FORD CODE	A	B
WDX13-65-04040 1	40	30
WDX13-65-04060 1	60	50
WDX13-65-04100 1	100	50
WDX13-65-04152 1	152	50

GUIDE POST - FÜHRUNGSSÄULE - COLONNA GUIDA



Notes

1 Material: 16MnCr5
HRC: 58÷60

2 Material: CK45
WDX13-60-1001

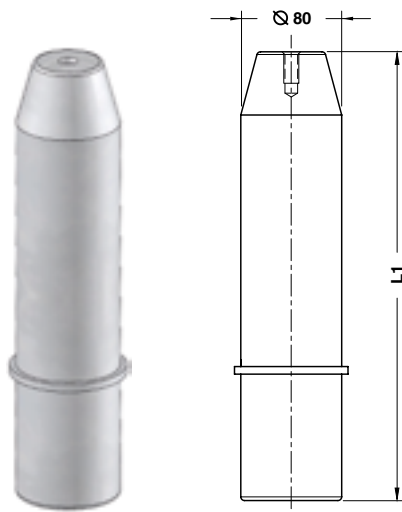


FORD CODE

WDX13-65-10080355-A

FORD CODE	L1	Toe clamp qty.
WDX13-65-10080315-A	315	3
WDX13-65-10080355-A	355	3
WDX13-65-10080400-A	400	3

GUIDE POST - FÜHRUNGSSÄULE - COLONNA GUIDA



Notes

Material: 16MnCr5
HRC: 58÷60

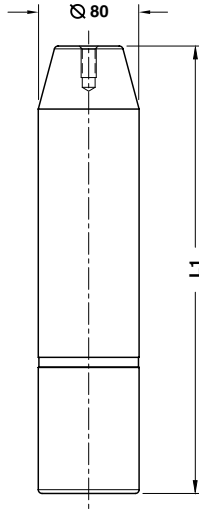


FORD CODE

WDX13-65-10080355

FORD CODE	L1
WDX13-65-10080315	315
WDX13-65-10080355	355
WDX13-65-10080400	400

GUIDE POST - FÜHRUNGSSÄULE - COLONNA GUIDA



Notes

Material: 16MnCr5
HRC: 58÷60

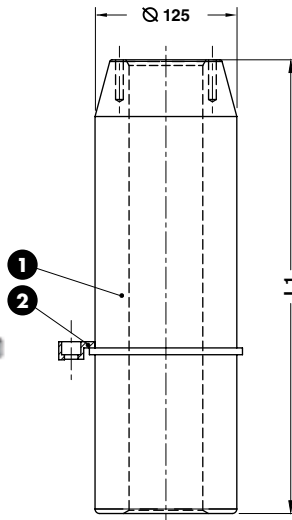


FORD CODE
WDX13-65-11080355

FORD CODE	L1
WDX13-65-11080315	315
WDX13-65-11080355	355
WDX13-65-11080400	400

Standard Ford

GUIDE POST - FÜHRUNGSSÄULE - COLONNA GUIDA



Notes

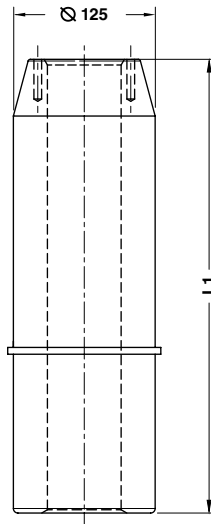
- Material:** 16MnCr5
HRC: 60÷62
- Material:** CK45
WDX13-60-1001



FORD CODE
WDX13-65-12125450-A

FORD CODE	L1	Toe clamp qty.
WDX13-65-12125400-A	400	3
WDX13-65-12125450-A	450	3
WDX13-65-12125500-A	500	3

GUIDE POST - FÜHRUNGSSÄULE - COLONNA GUIDA

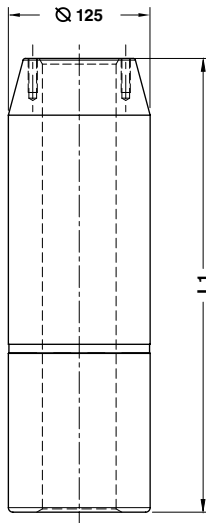


Notes	
Material: 16MnCr5	
HRC: 60÷62	



FORD CODE	
WDX13-65-12125450	
FORD CODE	L1
WDX13-65-12125400	400
WDX13-65-12125450	450
WDX13-65-12125500	500

GUIDE POST - FÜHRUNGSSÄULE - COLONNA GUIDA



Notes	
Material: 16MnCr5	
HRC: 60÷62	

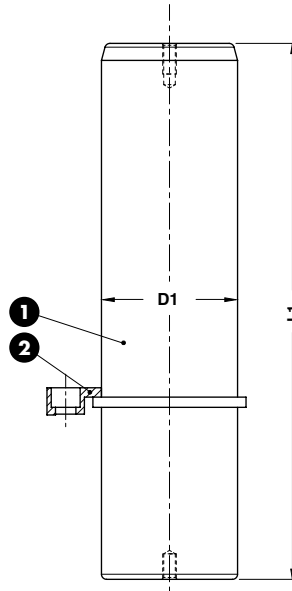


FORD CODE	
WDX13-65-13125400	
FORD CODE	L1
WDX13-65-13125355	355
WDX13-65-13125400	400
WDX13-65-13125450	450
WDX13-65-13125500	500

GUIDE POST NAAMS - FÜHRUNGSSÄULE NAAMS - COLONNA GUIDA NAAMS



Notes	
1	Material: 16MnCr5 HRC: 60÷62
2	Material: CK45 WDX13-60-1001



Standard Ford

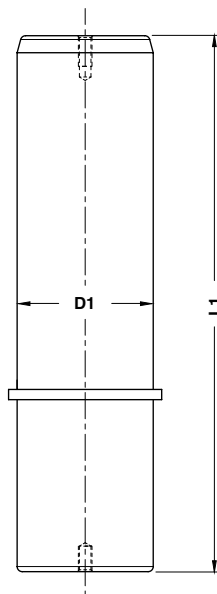
ORDER EXAMPLE	FORD CODE
	WDX13-65-20025160-A

FORD CODE	D1	L1	Toe clamp qty.	FORD CODE	D1	L1	Toe clamp qty.
WDX13-65-20025140-A	25	140	2	WDX13-65-20050315-A	50	315	2
WDX13-65-20025160-A	25	160	2	WDX13-65-20063200-A	63	200	3
WDX13-65-20025180-A	25	180	2	WDX13-65-20063224-A	63	224	3
WDX13-65-20032140-A	32	140	2	WDX13-65-20063250-A	63	250	3
WDX13-65-20032160-A	32	160	2	WDX13-65-20063280-A	63	280	3
WDX13-65-20032180-A	32	180	2	WDX13-65-20063315-A	63	315	3
WDX13-65-20032200-A	32	200	2	WDX13-65-20063355-A	63	355	3
WDX13-65-20040160-A	40	160	2	WDX13-65-20063400-A	63	400	3
WDX13-65-20040180-A	40	180	2	WDX13-65-20080250-A	80	250	3
WDX13-65-20040200-A	40	200	2	WDX13-65-20080280-A	80	280	3
WDX13-65-20040224-A	40	224	2	WDX13-65-20080315-A	80	315	3
WDX13-65-20040250-A	40	250	2	WDX13-65-20080355-A	80	355	3
WDX13-65-20050160-A	50	160	2	WDX13-65-20080400-A	80	400	3
WDX13-65-20050180-A	50	180	2	WDX13-65-20080500-A	80	500	3
WDX13-65-20050200-A	50	200	2	WDX13-65-20100315-A	100	315	3
WDX13-65-20050224-A	50	224	2	WDX13-65-20100355-A	100	355	3
WDX13-65-20050250-A	50	250	2	WDX13-65-20100400-A	100	400	3
WDX13-65-20050280-A	50	280	2	WDX13-65-20100500-A	100	500	3

GUIDE POST NAAMS - FÜHRUNGSSÄULE NAAMS - COLONNA GUIDA NAAMS



Notes
Material: 16MnCr5
HRC: 60±62



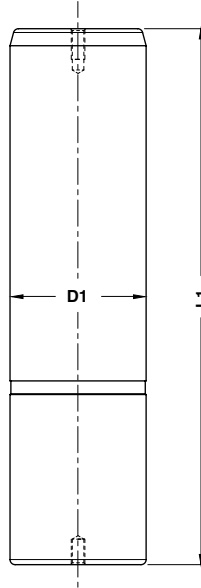
	FORD CODE
	WDX13-65-20025160

FORD CODE	D1	L1	FORD CODE	D1	L1
WDX13-65-20025140	25	140	WDX13-65-20050315	50	315
WDX13-65-20025160	25	160	WDX13-65-20063200	63	200
WDX13-65-20025180	25	180	WDX13-65-20063224	63	224
WDX13-65-20032140	32	140	WDX13-65-20063250	63	250
WDX13-65-20032160	32	160	WDX13-65-20063280	63	280
WDX13-65-20032180	32	180	WDX13-65-20063315	63	315
WDX13-65-20032200	32	200	WDX13-65-20063355	63	355
WDX13-65-20040160	40	160	WDX13-65-20063400	63	400
WDX13-65-20040180	40	180	WDX13-65-20080250	80	250
WDX13-65-20040200	40	200	WDX13-65-20080280	80	280
WDX13-65-20040224	40	224	WDX13-65-20080315	80	315
WDX13-65-20040250	40	250	WDX13-65-20080355	80	355
WDX13-65-20050160	50	160	WDX13-65-20080400	80	400
WDX13-65-20050180	50	180	WDX13-65-20080500	80	500
WDX13-65-20050200	50	200	WDX13-65-20100315	100	315
WDX13-65-20050224	50	224	WDX13-65-20100355	100	355
WDX13-65-20050250	50	250	WDX13-65-20100400	100	400
WDX13-65-20050280	50	280	WDX13-65-20100500	100	500

GUIDE POST NAAMS - FÜHRUNGSSÄULE NAAMS - COLONNA GUIDA NAAMS



Notes
Material: 16MnCr5
HRC: 60÷62



Standard Ford

	FORD CODE
	WDX13-65-22025160


FORD CODE	D1	L1	FORD CODE	D1	L1
WDX13-65-22025140	25	140	WDX13-65-22050315	50	315
WDX13-65-22025160	25	160	WDX13-65-22063200	63	200
WDX13-65-22025180	25	180	WDX13-65-22063224	63	224
WDX13-65-22032140	32	140	WDX13-65-22063250	63	250
WDX13-65-22032160	32	160	WDX13-65-22063280	63	280
WDX13-65-22032180	32	180	WDX13-65-22063315	63	315
WDX13-65-22032200	32	200	WDX13-65-22063355	63	355
WDX13-65-22040160	40	160	WDX13-65-22063400	63	400
WDX13-65-22040180	40	180	WDX13-65-22080250	80	250
WDX13-65-22040200	40	200	WDX13-65-22080280	80	280
WDX13-65-22040224	40	224	WDX13-65-22080315	80	315
WDX13-65-22040250	40	250	WDX13-65-22080355	80	355
WDX13-65-22050160	50	160	WDX13-65-22080400	80	400
WDX13-65-22050180	50	180	WDX13-65-22080500	80	500
WDX13-65-22050200	50	200	WDX13-65-22100315	100	315
WDX13-65-22050224	50	224	WDX13-65-22100355	100	355
WDX13-65-22050250	50	250	WDX13-65-22100400	100	400
WDX13-65-22050280	50	280	WDX13-65-22100500	100	500

RETAINER PLATE - PLATTE - PIASTRA

Notes

Material: Si37

STOCK



FORD CODE

WDX14-60-0135

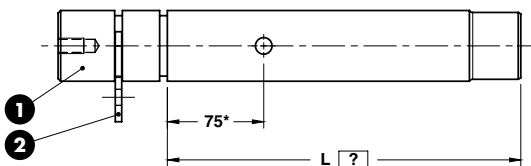
FORD CODE	L	Pin Size
WDX14-60-0125	40	25
WDX14-60-0135	50	35
WDX14-60-0150	60	50
WDX14-60-0155	70	55
WDX14-60-0163	80	63

WDX14-60

PAD RETAINER PIN - STECKBOLZEN - PERNO DI ARRESTO

Notes

- ① **Material:** CK45
- ② **Material:** Si37
WDX14-60-0155



*Only with L>500, supplied with safety pin WDX14-60-0280
 Nur für L>500, mit Stift zugeführt WDX14-60-0280
 Solo per L>500, fornito con perno di sicurezza WDX14-60-0280



FORD CODE

WDX14-60-025501-A

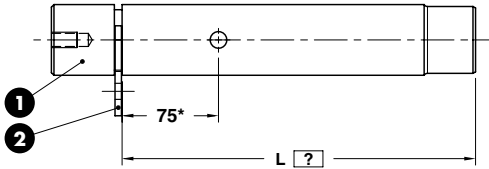
L=275

L275

FORD CODE

WDX14-60-025501-A

PAD RETAINER PIN - STECKBOLZEN - PERNO DI ARRESTO



*Only with L>500, supplied with safety pin WDX14-60-0280
 Nur für L>500, mit Stift zugeführt WDX14-60-0280
 Solo per L>500, fornito con perno di sicurezza WDX14-60-0280

Notes

- 1 **Material:** CK45
- 2 **Material:** Si37
WDX14-60-0155

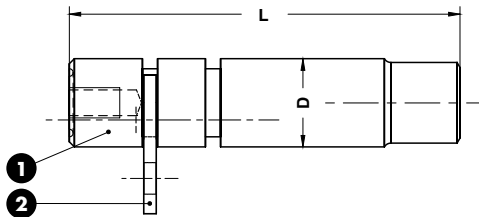



	FORD CODE	L=275
	WDX14-60-025502-A	L275

FORD CODE

WDX14-60-025502-A

PAD RETAINER PIN - STECKBOLZEN - PERNO DI ARRESTO



Notes

- 1 Material: CK45
- 2 Material: St37

STOCK



	FORD CODE
	WDX14-60-0335-A

FORD CODE	Retainer plate (2)	D	L
WDX14-60-0325-A	WDX14-60-0125	25	130
WDX14-60-0335-A	WDX14-60-0135	35	155
WDX14-60-0350-A	WDX14-60-0150	50	200
WDX14-60-0363-A	WDX14-60-0163	63	250

SECURING DISC - SCHEIBE - RONDELLA DI SICUREZZA



Notes

Material: CK45
 Only for replacement
 Nur für Reparatur
 Solo per riparazione


STOCK

	FORD CODE
	WDX14-60-0406

FORD CODE

WDX14-60-0406

PAD RETAINER PIN - STECKBOLZEN - PERNO DI ARRESTO

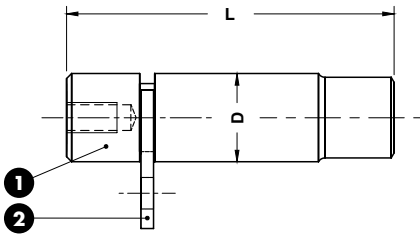


Notes

1 Material: CK45

2 Material: St37

STOCK

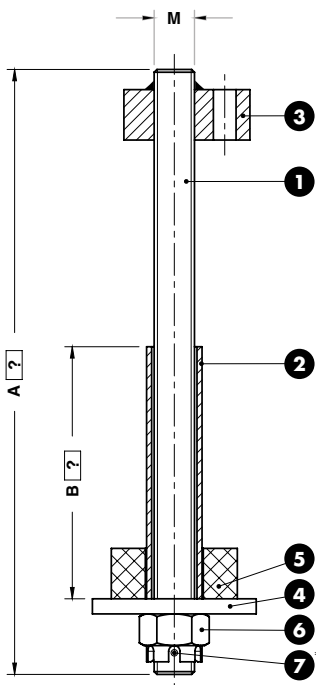


FORD CODE

WDX14-60-0435-A

FORD CODE	Retainer plate (2)	D	L
WDX14-60-0425-A	WDX14-60-0125	25	110
WDX14-60-0435-A	WDX14-60-0135	35	130
WDX14-60-0450-A	WDX14-60-0150	50	170
WDX14-60-0463-A	WDX14-60-0163	63	210

RETAINER BOLT - ZUGBOLZENSATZ - GRUPPO TIRANTE



Respect the max. load
 Maximale Nutzlast beachten
 Rispettare il carico max.

Notes

- 1 **Material:** Thread rod cl 8.8
- 2 Tube DIN 2391
- 3 **Material:** St37
- 4 **Material:** CK45
- 5 **Material:** Elastomer 92SH
- 6 Hexagon castle nut DIN 935
- 7 Split Pin, DIN EN ISO 1234

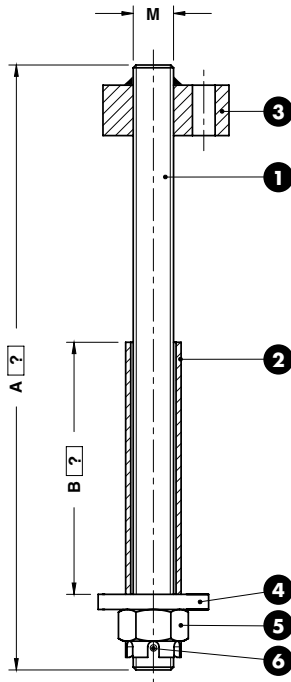


FORD CODE	A=290	B=170
WDX14-60-0520	A290	B170

FORD CODE	Max load (kg)
WDX14-60-0516	250
WDX14-60-0520	450
WDX14-60-0524	750
WDX14-60-0530	1250

*Drill hole in rod for copper pin at assembly
 Bohrung für Splint durchzuführen bei der Montage
 Foro per coppiglia da eseguire al montaggio

RETAINER BOLT - ZUGBOLZENSATZ - GRUPPO TIRANTE



Respect the max. load
 Maximale Nutzlast beachten
 Rispettare il carico max.

Notes

- 1 Material:** Thread rod cl 8.8
- 2** Tube DIN 2391
- 3 Material:** St37
- 4 Material:** CK45
- 5** Hexagon castle nut DIN 935
- 6** Split Pin. DIN EN ISO 1234

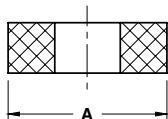


FORD CODE	A=290	B=170
WDX14-60-0620	A290	B170

FORD CODE	Max load (kg)
WDX14-60-0612	550
WDX14-60-0616	1000
WDX14-60-0620	1400

*Drill hole in rod for copper pin at assembly
 Bohrung für Splint durchzuführen bei der Montage
 Foro per coppiglia da eseguire al montaggio

BUFFER - STOSSDÄMPFER - AMMORTIZZATORE



STOCK

Notes

Material: Elastomer 92 SH

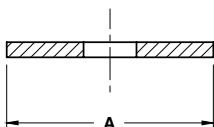



FORD CODE

WDX14-60-0902

FORD CODE	Size	A
WDX14-60-0901	M16	50
WDX14-60-0902	M20	63
WDX14-60-0903	M24	80
WDX14-60-0904	M30	100

WASHER RETAINER - SCHEIBE - RONDELLA



STOCK

Notes

Material: CK45




FORD CODE

WDX14-60-1002

FORD CODE	Size	A
WDX14-60-1001	M16	65
WDX14-60-1002	M20	82
WDX14-60-1003	M24	105
WDX14-60-1004	M30	130

THREADED BLOCK - DÜBEL - TASSELLO



STOCK

Notes

Material: St37

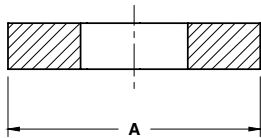



FORD CODE

WDX14-60-1007

FORD CODE	Size	E
WDX14-60-1005	M12	25
WDX14-60-1006	M16	35
WDX14-60-1007	M20	40
WDX14-60-1008	M24	45
WDX14-60-1009	M30	50

WASHER RETAINER - SCHEIBE - RONDELLA



Notes

Material: CK45

STOCK



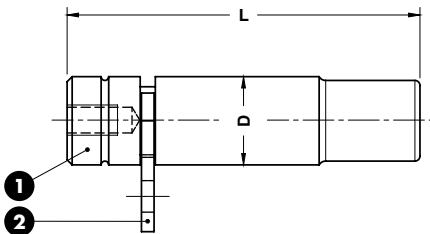

FORD CODE

WDX14-60-1312

FORD CODE	Size	A
WDX14-60-1310	M10	25
WDX14-60-1312	M12	30
WDX14-60-1316	M16	40
WDX14-60-1320	M20	44

Standard Ford

PAD RETAINER PIN - STECKBOLZEN - PERNO DI ARRESTO



Notes

- 1** Material: CK45
- 2** Material: St37
WDX14-60-0155

STOCK

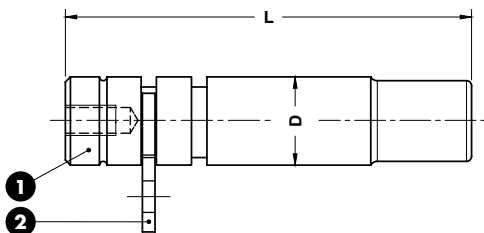



FORD CODE

WDX14-60-1435-A

FORD CODE	D	L
WDX14-60-1425-A	25	120
WDX14-60-1435-A	35	140
WDX14-60-1450-A	50	180
WDX14-60-1463-A	63	210

PAD RETAINER PIN - STECKBOLZEN - PERNO DI ARRESTO



Notes

- 1 Material:** CK45
- 2 Material:** Si37
WDX14-60-0155

STOCK

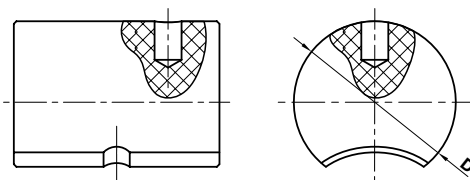



FORD CODE

WDX14-60-1535-A

FORD CODE	D	L
WDX14-60-1525-A	25	145
WDX14-60-1535-A	35	170
WDX14-60-1550-A	50	215
WDX14-60-1563-A	63	255

SHOCK ABSORBER - HALTELEMENT - AMMORTIZZATORE



Notes

Material: Elastomer 92SH

STOCK

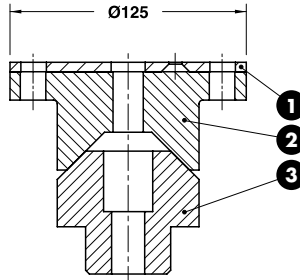
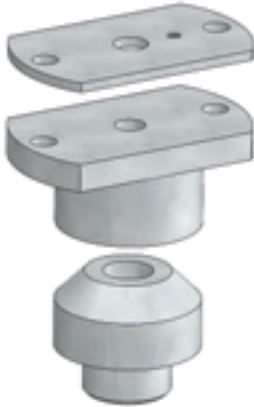


FORD CODE

WDX14-60-1702

FORD CODE	Pad side pin	D
WDX14-60-1701	25	40
WDX14-60-1702	35	50
WDX14-60-1703	50	63
	63	63

LOCATING CONE - KEGELDISTANZ - CONO DI CENTRAGGIO



Notes

- 1 **Material:** St37
- 2 3 **Material:** 42CrMo4 - HRC: 58÷60

STOCK



FORD CODE

WDX14-62-0175

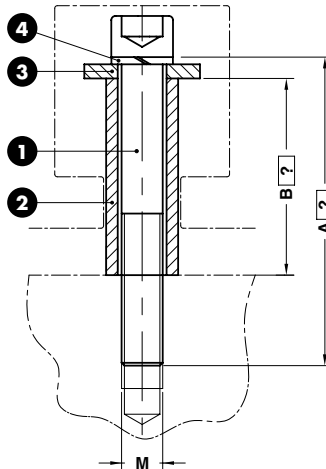
FORD CODE

WDX14-62-0175

Standard Ford

WDX14-65

RETAINER BOLT - ZUGBOLZENSATZ - GRUPPO TIRANTE



Respect the max. load
Maximale Nutzlast beachten
Rispettare il carico max.

Notes

- 1 DIN 912
- 2 Tube DIN 2391
- 3 **Material:** CK45
- 4 DIN 127



FORD CODE

WDX14-65-1112

FORD CODE

M

Max load (kg)

FORD CODE	M	Max load (kg)
WDX14-65-1110	M10	100
WDX14-65-1112	M12	150
WDX14-65-1116	M16	250

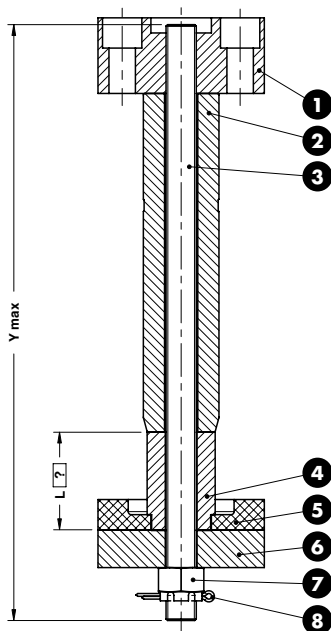
RETAINER BOLT - ZUGBOLZENSATZ - GRUPPO TIRANTE



Respect the max. load
 Maximale Nutzlast beachten
 Rispettare il carico max.

Notes

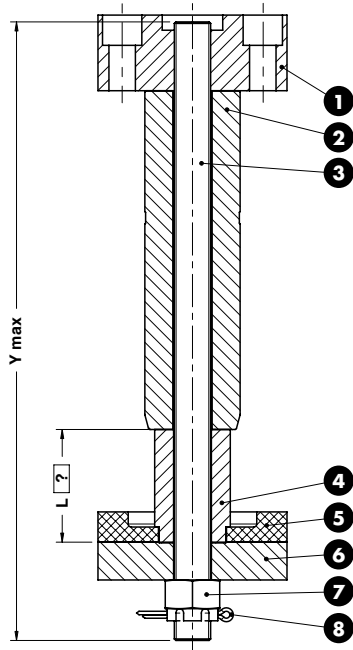
- ❶ WDX14-65-06110
- ❷ WDX146504050180/200/224/250
- ❸ WDX14650820350/370/394/420
- ❹ WDX14-65-05050
- ❺ WDX14-65-07110
- ❻ WDX14-65-05110
- ❼ M20 Hexagon slotted nut DIN 935
- ❽ Split Pin. DIN EN ISO 1234



ORDER EXAMPLE	FORD CODE	L=50
	WDX14-65-0150200	L50

FORD CODE	Y max	Max load (kg)
WDX14-65-0150180	350	450
WDX14-65-0150200	370	450
WDX14-65-0150224	394	450
WDX14-65-0150250	420	450
WDX14-65-0150280	450	450

RETAINER BOLT - ZUGBOLZENSATZ - GRUPPO TIRANTE



Respect the max. load
 Maximale Nutzlast beachten
 Rispettare il carico max.

Notes

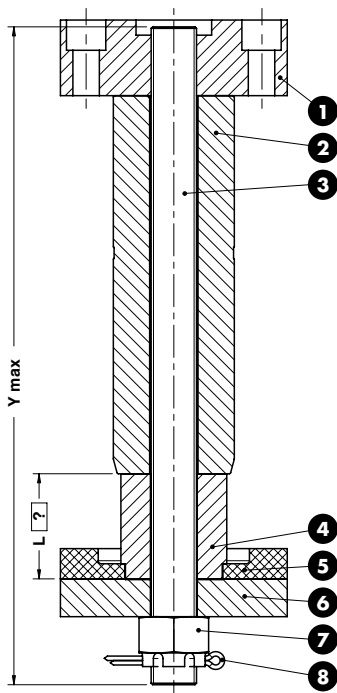
- 1 WDX14-65-06150
- 2 WDX14-65-04063200/224/250/280/315
- 3 WDX14-65-0824385/409/435/465
- 4 WDX14-65-05063
- 5 WDX14-65-07125
- 6 WDX14-65-05125
- 7 M24 Hexagon slotted nut DIN 935
- 8 Split Pin. DIN EN ISO 1234



ORDER EXAMPLE	FORD CODE	L=70
		WDX14-65-0263224

FORD CODE	Y max	Max load (kg)
WDX14-65-0263200	385	750
WDX14-65-0263224	409	750
WDX14-65-0263250	435	750
WDX14-65-0263280	465	750

RETAINER BOLT - ZUGBOLZENSATZ - GRUPPO TIRANTE



Respect the max. load
 Maximale Nutzlast beachten
 Rispettare il carico max.

Notes

- ❶ WDX14-65-06150
- ❷ WDX14-65-04080250/280/315/ 355/340
- ❸ WDX14-65-0830435/465/500/540/585
- ❹ WDX14-65-05080
- ❺ WDX14-65-07150
- ❻ WDX14-65-05150
- ❼ M30 Hexagon slotted nut DIN 935
- ❽ Split Pin. DIN EN ISO 1234



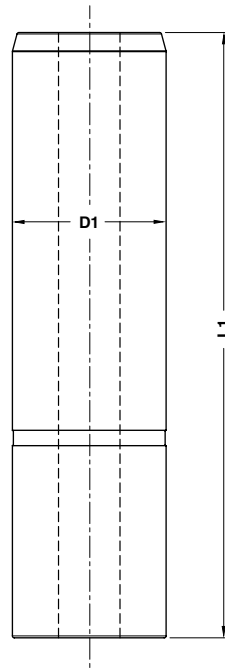
ORDER EXAMPLE	FORD CODE	L=65
	WDX14-65-0380280	L65

FORD CODE	Y max	Max load (kg)
WDX14-65-0380250	435	1250
WDX14-65-0380280	465	1250
WDX14-65-0380315	500	1250
WDX14-65-0380355	540	1250
WDX14-65-0380400	585	1250

GUIDE POST - FÜHRUNGSSÄULE - COLONNA GUIDA

Notes

Material: 16MnCr5 - **HRC:** 57±62



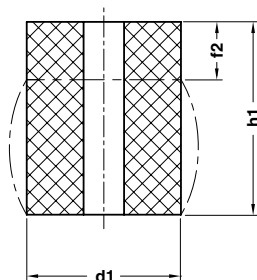
Standard Ford



FORD CODE
WDX14-65-04050200

FORD CODE	D1	L1	FORD CODE	D1	L1
WDX14-65-04050180	50	180	WDX14-65-04063280	63	280
WDX14-65-04050200	50	200	WDX14-65-04063315	63	315
WDX14-65-04050224	50	224	WDX14-65-04080250	80	250
WDX14-65-04050250	50	250	WDX14-65-04080280	80	280
WDX14-65-04050280	50	280	WDX14-65-04080315	80	315
WDX14-65-04063200	63	200	WDX14-65-04080355	80	355
WDX14-65-04063224	63	224	WDX14-65-04080400	80	400
WDX14-65-04063250	63	250			

ELASTOMER SPRING - ELASTOMERFEDER - MOLLA IN ELASTOMERO



Notes

Material: Elastomer 90SH



S = max. 30% H

STOCK

	FORD CODE
	WDX14-70-194040

FORD CODE	d1	f2	h1	FORD CODE	d1	f2	h1	FORD CODE	d1	f2	h1
WDX14-70-194032	40	2,5	32	WDX14-70-195080	50	6,4	80	WDX14-70-198032	80	2,5	32
WDX14-70-194040	40	3,2	40	WDX14-70-1950100	50	8	100	WDX14-70-198040	80	3,2	40
WDX14-70-194050	40	4	50	WDX14-70-196332	63	2,5	32	WDX14-70-198050	80	4	50
WDX14-70-194063	40	5	63	WDX14-70-196340	63	3,2	40	WDX14-70-198063	80	5	63
WDX14-70-194080	40	6,4	80	WDX14-70-196350	63	4	50	WDX14-70-198080	80	6,4	80
WDX14-70-195032	50	2,5	32	WDX14-70-196363	63	5	63	WDX14-70-1980100	80	8	100
WDX14-70-195040	50	3,2	40	WDX14-70-196380	63	6,4	80	WDX14-70-1980125	80	10	125
WDX14-70-195050	50	4	50	WDX14-70-1963100	63	8	100				
WDX14-70-195063	50	5	63	WDX14-70-1963125	63	10	125				

WDX15-70

BUSH - BUCHSE - BOCCOLA



Notes

Material: Si2

STOCK

	FORD CODE
	WDX15-70-0101

FORD CODE

WDX15-70-0101

WASHER - SCHEIBE - RONDELLA



Notes

Material: 42CrMo4

STOCK



FORD CODE

WDX15-70-0201

FORD CODE

WDX15-70-0201

SHIM - SPANNSCHLITZ - SPESSORE



Notes

Material: St52

STOCK



FORD CODE

WDX15-70-0301

FORD CODE

WDX15-70-0301

LOCATING PIN - ZENTRIERBOLZEN - CENTRAGGIO



Notes

Material: CK45

STOCK



FORD CODE

WDX15-70-0401

FORD CODE

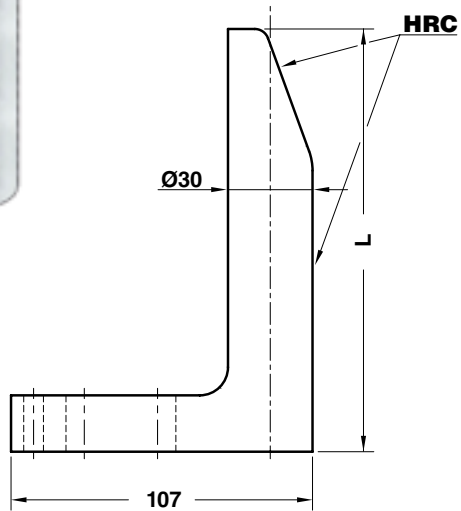
WDX15-70-0401

GAGE HARDENED - EINWEISER GEHÄRTET - RIFERIMENTO INDURITO

Notes

Material: CK60 - **HRC:** 56÷60


STOCK



	FORD CODE
	WDX16-60-01090

FORD CODE	L
WDX16-60-01065	65
WDX16-60-01090	90
WDX16-60-01120	120
WDX16-60-01150	150
WDX16-60-01180	180
WDX16-60-01250	250

SUPPORT FOR SENSOR - LAGEKONTROLLE FÜR PLATINEN - SUPPORTO SENSORE



Notes

Material: Si37

Only for replacement
Nur für Reparatur
Solo per riparazione

STOCK

*Gemäß zeichnung
Come a disegno

**Spiegelverkehrt
Opposto al disegno

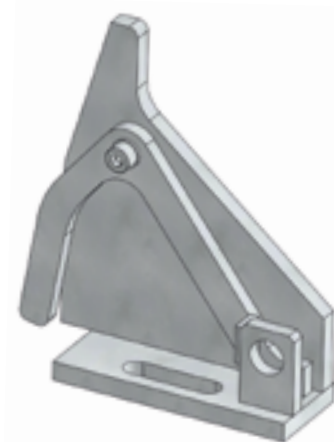


FORD CODE	FORD CODE
	WDX16-70-0301R

FORD CODE	FORM
WDX16-70-0301R	As shown in drawing *
WDX16-70-0301L	Opposite to drawing **

Standard Ford

SUPPORT FOR SENSOR - LAGEKONTROLLE FÜR PLATINEN - SUPPORTO SENSORE



Notes

Material: Si37

Only for replacement
Nur für Reparatur
Solo per riparazione

STOCK

*Gemäß zeichnung
Come a disegno

**Spiegelverkehrt
Opposto al disegno



FORD CODE	FORD CODE
	WDX16-70-0701R

FORD CODE	FORM
WDX16-70-0701R	As shown in drawing *
WDX16-70-0701L	Opposite to drawing **

SUPPORT FOR SENSOR - LAGEKONTROLLE FÜR PLATINEN - SUPPORTO SENSORE



Notes

Material: St37

Only for replacement
Nur für Reparatur
Solo per riparazione

STOCK

*Gemäß zeichnung
Come a disegno

**Spiegelverkehrt
Opposto al disegno



FORD CODE	FORM
WDX16-70-0901R	

FORD CODE	FORM
WDX16-70-0901R	As shown in drawing*
WDX16-70-0901L	Opposite to drawing**

CLAMP - HALTESTÜCK - STAFFA



Notes

Material: St37

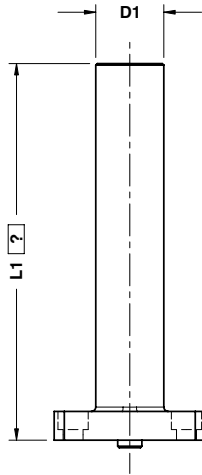
STOCK



FORD CODE	FORM
WDX17-70-0501	

FORD CODE	FORM
WDX17-70-0501	

AIR PIN - DRUCKBOLZEN - CANDELA



L1 max = 350

Notes

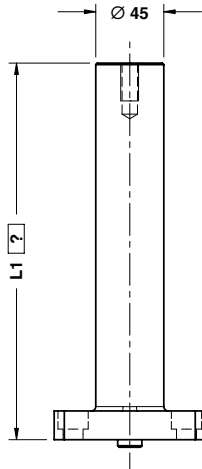
Material: CK45 - 800÷1000 N/mm²



ORDER EXAMPLE 	FORD CODE	L1=095
	WDX17-60-0245	095

FORD CODE	D1
WDX17-60-0236	36
WDX17-60-0245	45

AIR PIN - DRUCKBOLZEN - CANDELA



L1 max = 350

Notes

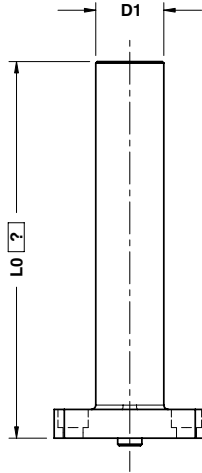
Material: CK45 - 800÷1000 N/mm²



ORDER EXAMPLE 	FORD CODE	L1=095
	WDX17-60-0345	095

FORD CODE	D1
WDX17-60-0345	45

AIR PIN - DRUCKBOLZEN - CANDELA



L0 max = 360

Notes

Material: CK45 - 800÷1000 N/mm²

Only for replacement

Nur für Reparatur

Solo per riparazione

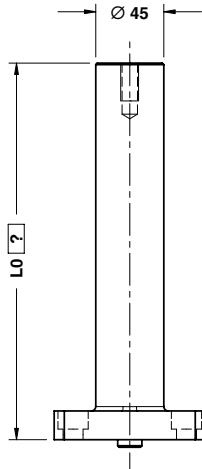


FORD CODE	L0=345
WDX17-70-0736250	L0345

FORD CODE	D1	L0
WDX17-70-0736175	36	30÷175
WDX17-70-0736250	36	176÷250
WDX17-70-0736360	36	251÷360
WDX17-70-0745175	45	30÷175
WDX17-70-0745250	45	176÷250
WDX17-70-0745360	45	251÷360

WDX17-70

AIR PIN - DRUCKBOLZEN - CANDELA



L0 max = 360

Notes

Material: CK45 - 800÷1000 N/mm²

Only for replacement

Nur für Reparatur


Solo per riparazione



FORD CODE	L0=345
WDX17-70-0845250	L0345

FORD CODE	L0
WDX17-70-0845175	30÷175
WDX17-70-0845250	176÷250
WDX17-70-0845360	251÷360

BRACKET - BÜGEL - STAFFA



Notes

Material: Si37

STOCK



FORD CODE

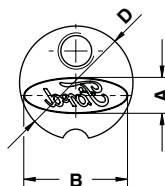
WDX19-70-0702

FORD CODE

WDX19-70-0703

WDX20-65

TRADEMARK STAMP - BUCHSTABENSTEMPEL - PUNZONE MARCHIO



Notes

Material: X155CrVMo12

HRC: 60÷62

STOCK



FORD CODE

WDX20-65-0313

FORD CODE

A

B

D

WDX20-65-0310

2.2

6

10

WDX20-65-0313

3.6

10

13

WDX20-65-0325

7.3

20

25

WDX20-65

VISUAL LOCATOR PUNCH - ENDKONTROLLSTEMPEL - PUNZONE DI VISUALIZZAZIONE



Notes

Material: X210Cr12 - **HRC:** 60÷62

STOCK



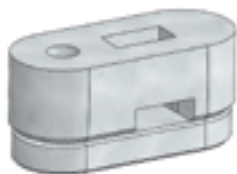
FORD CODE

WDX20-65-0601

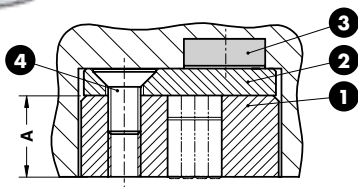
FORD CODE

WDX20-65-0601

RETAINER FOR STAMPS - HALTEPLATTE - PORTATIMBRI



Only for replacement
Nur für Reparatur
Solo per riparazione



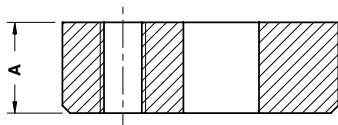
Notes	
1	WDX20-66-02110/02119
2	WDX20-66-02210/02219
3	Magnet Ø15x5 - Force=40N
4	M6x12 DIN EN ISO 10642

FORD CODE	
WDX20-66-0119-A	
FORD CODE	A
WDX20-66-0110-A	15
WDX20-66-0119-A	12

RETAINER FOR STAMPS - HALTEPLATTE - PORTATIMBRI



Notes	
Material: 90MnV8Ku - HRC: 60÷62	
Only for replacement Nur für Reparatur Solo per riparazione	

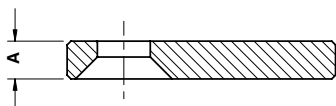


FORD CODE	
WDX20-66-02119	
FORD CODE	A
WDX20-66-02110	15
WDX20-66-02119	12

BACKING PLATE - DRUCKPLATTE - DISTANZIALE

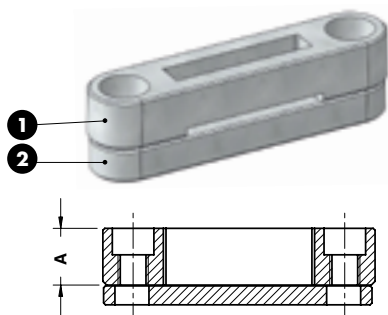


Notes	
Material: 90MnV8Ku - HRC: 60÷62	
Only for replacement Nur für Reparatur Solo per riparazione	



FORD CODE	
WDX20-66-02219	
FORD CODE	A
WDX20-66-02210	5
WDX20-66-02219	7.7

RETAINER FOR STAMPS - HALTEPLATTE - PORTATIMBRI



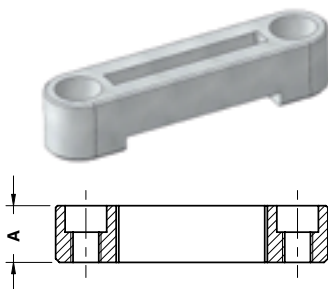
STOCK

Notes	
1	WDX20-66-03112/03115
2	WDX20-66-03205/03208
Only for replacement Nur für Reparatur Solo per riparazione	

ORDER EXAMPLE	FORD CODE
	WDX20-66-03220-A

FORD CODE	A
WDX20-66-03120-A	15
WDX20-66-03220-A	12

RETAINER FOR STAMPS - HALTEPLATTE - PORTATIMBRI



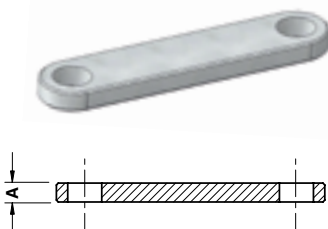
STOCK

Notes	
Material: 90MnV8Ku - HRC: 60÷62	
Only for replacement Nur für Reparatur Solo per riparazione	

ORDER EXAMPLE	FORD CODE
	WDX20-66-03115

FORD CODE	A
WDX20-66-03112	12
WDX20-66-03115	15

BACKING PLATE - DRUCKPLATTE - DISTANZIALE



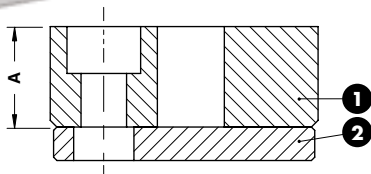
STOCK

Notes	
Material: 90MnV8Ku - HRC: 60÷62	
Only for replacement Nur für Reparatur Solo per riparazione	

ORDER EXAMPLE	FORD CODE
	WDX20-66-03208

FORD CODE	A
WDX20-66-03205	5
WDX20-66-03208	7.7

RETAINER FOR STAMPS - HALTEPLATTE - PORTATIMBRI



Notes

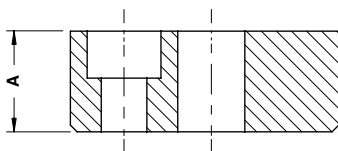

- 1 WDX20-66-04115/04119
- 2 WDX20-66-04205/04277

STOCK

	FORD CODE
	WDX20-66-04121-A

FORD CODE	A
WDX20-66-04120-A	15
WDX20-66-04121-A	12

RETAINER FOR STAMPS - HALTEPLATTE - PORTATIMBRI



Notes

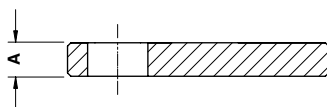
Material: 90MnV8Ku - **HRC:** 60÷62

STOCK

	FORD CODE
	WDX20-66-04119

FORD CODE	A
WDX20-66-04115	15
WDX20-66-04119	12

BACKING PLATE - DRUCKPLATTE - DISTANZIALE



Notes

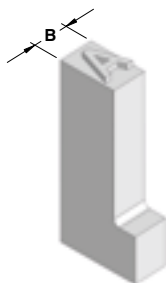
Material: 90MnV8Ku - **HRC:** 60÷62

STOCK

	FORD CODE
	WDX20-66-04277

FORD CODE	A
WDX20-66-04205	5
WDX20-66-04277	7,7

STAMPS - BUCHSTABENSTEMPEL - PUNZONE MARCHIO



Notes
Material: X155CrVMo121 - **HRC:** 60-62

STOCK

- * Stamp kit all letters, numbers and blanks
 Stempel-Kit mit allen Buchstaben, Zahlen und Leerzeichen
 Serie punzoni marchio tutte le lettere, i numeri ed i riempitivi
- ** Stamp kit all numbers and blanks
 Stempel-Kit mit allen Zahlen und Leerzeichen
 Serie punzoni marchio tutti i numeri ed i riempitivi

ORDER EXAMPLE	FORD CODE
	WDX20-66-0601-1

FORD CODE	B	Stamp	FORD CODE	B	Stamp	FORD CODE	B	Stamp
WDX20-66-0601-0	2,5	0	WDX20-66-0602-F	2,5	F	WDX20-66-0602-V	2,5	V
WDX20-66-0601-1	2,5	1	WDX20-66-0602-G	3,0	G	WDX20-66-0602-W	3,5	W
WDX20-66-0601-2	2,5	2	WDX20-66-0602-H	3,0	H	WDX20-66-0602-X	2,5	X
WDX20-66-0601-3	2,5	3	WDX20-66-0602-I	2,5	I	WDX20-66-0602-Y	2,5	Y
WDX20-66-0601-4	2,5	4	WDX20-66-0602-J	2,5	J	WDX20-66-0602-Z	2,5	Z
WDX20-66-0601-5	2,5	5	WDX20-66-0602-K	3,0	K	WDX20-66-0603	0,5	FILLER
WDX20-66-0601-6	2,5	6	WDX20-66-0602-L	2,5	L	WDX20-66-0604	1,0	FILLER
WDX20-66-0601-7	2,5	7	WDX20-66-0602-M	3,5	M	WDX20-66-0605	1,5	FILLER
WDX20-66-0601-8	2,5	8	WDX20-66-0602-N	3,0	N	WDX20-66-0606	2,0	FILLER
WDX20-66-0601-9	2,5	9	WDX20-66-0602-P	3,0	P	WDX20-66-0607	2,5	FILLER
WDX20-66-0602-A	3,0	A	WDX20-66-0602-Q	3,0	Q	WDX20-66-0608	22,0	FILLER
WDX20-66-0602-B	3,0	B	WDX20-66-0602-R	3,0	R	WDX20-66-0609	6,0	FILLER
WDX20-66-0602-C	3,0	C	WDX20-66-0602-S	3,0	S	*WDX20-66-0610	-	-
WDX20-66-0602-D	3,0	D	WDX20-66-0602-T	2,5	T	**WDX20-66-0611	-	-
WDX20-66-0602-E	3,0	E	WDX20-66-0602-U	3,0	U			

Standard Ford

VISUAL LOCATOR PUNCH - ENDKONTROLLSTEMPEL - PUNZONE DI VISUALIZZAZIONE



STOCK


Notes
Material: X210Cr12 - **HRC:** 60-62
 Only for replacement
 Nur für Reparatur
 Solo per riparazione

ORDER EXAMPLE	FORD CODE
	WDX20-70-0101
FORD CODE	
WDX20-70-0101	

RETAINER FOR STAMPS - HALTEPLATTE - PORTATIMBRI



FORM A



FORM B

Notes

Material: X155CrVMo12
HRC: 60÷62

Only for replacement
 Nur für Reparatur
 Solo per riparazione

STOCK


	FORD CODE
	WDX20-70-0333

FORD CODE	FORM	L1
WDX20-70-0330	A	30
WDX20-70-0333	A	32,5
WDX20-70-0352	B	52
WDX20-70-0372	B	72

BACKING PLATE - DRUCKPLATTE - DISTANZIALE



FORM A



FORM B

Notes

Material: 90MnV8KU - **HRC:** 60÷62

Only for replacement
 Nur für Reparatur
 Solo per riparazione

STOCK

	FORD CODE
	WDX20-70-0432

FORD CODE	FORM	L1
WDX20-70-0430	A	30
WDX20-70-0432	A	32
WDX20-70-0452	B	52
WDX20-70-0472	B	72

LIFTING PIN - TRAGBOLZEN MIT FALLRINGSICHERUNG - PERNO DI SOLLEVAMENTO



Respect the max load
 Maximale Nutzlast beachten
 Rispettare il carico Max

WARNING - ACHTUNG - ATTENZIONE:

For safety reason, please consider always that the weight of the die has to be supported by just 2 lifting pins.

Aus Sicherheitsgründen stets berücksichtigen, dass zwei Tragbolzen das gesamte Werkzeuggewicht tragen müssen.

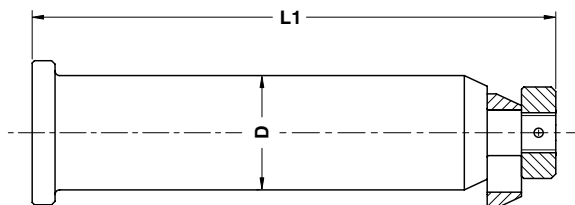
Per ragioni di sicurezza, considerare sempre che il peso dello stampo deve essere sopportato da 2 soli perni.

Notes

Material: 42CrMo4 + QT



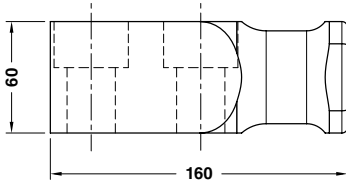
Standard Ford



	FORD CODE
	WDX22-70-0150

FORD CODE	Max load (kg)	Max die weight (kg)	D	L1
WDX22-70-0150	5500	10050	50	230
WDX22-70-0163	23000	45500	63	320
WDX22-70-0180	30000	60000	80	370

LIFTING BRACKET - TRAGZAPFEN - STAFFA DI SOLLEVAMENTO



FORD CODE
WDX22-70-0501



STOCK



Respect the max. load
 Maximale Nutzlast beachten
 Rispettare il carico max.

WARNING - ACHTUNG - ATTENZIONE:

For safety reason, please consider always that the weight of the die has to be supported by just 2 lifting brackets.

Aus Sicherheitsgründen stets berücksichtigen, dass zwei Tragzapfens das gesamte Werkzeuggewicht tragen müssen.

Per ragioni di sicurezza, considerare sempre che il peso dello stampo deve essere sopportato da 2 sole staffe.

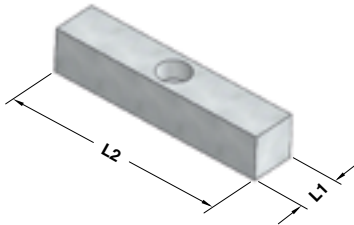
Notes

Material: CK45 - 700÷800 N/mm²

Screws not included

FORD CODE	Max load (kg)	Max die weight (kg)
WDX22-70-0501	5000	10000

STANDARD KEY - PASSFEDER - CHIAVETTA



Notes

Material: CK45

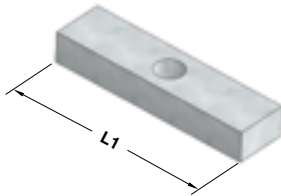
STOCK



FORD CODE
WDX30-60-0125180

FORD CODE	L1	L2	Holes
WDX30-60-0125125	25	125	1
WDX30-60-0125180	25	180	2
WDX30-60-0130125	30	125	1
WDX30-60-0130180	30	180	2

STANDARD KEY - PASSFEDER - CHIAVETTA



Notes

Material: CK45

STOCK



FORD CODE

WDX30-60-02125

FORD CODE

L1

WDX30-60-02080

80

WDX30-60-02125

125

WDX35-70

AIR COUPLING BRACKET - LUFTANSCHLUSSBLOCK - SUPPORTO INNESTI RAPIDI



WDX35-70-1401



WDX35-70-1502

Notes

Material: St37

STOCK



FORD CODE

WDX35-70-1502

FORD CODE

WDX35-70-1401

WDX35-70-1502

WDX35-70

COLOR MARK AIR CONNECTION - FARBIGE SCHEIBE - COPERCHIO COLORATO



Notes

Material: St37

STOCK



FORD CODE

WDX35-70-1612

FORD CODE	Color designation	Paint number	FORD CODE	Color designation	Paint number	FORD CODE	Color designation	Paint number
WDX35-70-1611	Flamed red	RAL 3000	WDX35-70-1631	Jet black	RAL 9005	WDX35-70-1652	Deep orange	RAL 2011
WDX35-70-1612	Zinc yellow	RAL 1018	WDX35-70-1632	Gray white	RAL 9002	WDX35-70-1661	Iron grey	RAL 7011
WDX35-70-1621	Azure blue	RAL 5009	WDX35-70-1641	Clay brown	RAL 8003	WDX35-70-1662	Light pink	RAL 3015
WDX35-70-1622	Pastel green	RAL 6019	WDX35-70-1651	Patina green	RAL 6000			

